

**Features**

- 2 line system
- Intrinsically safe 5V signal system
- Max. impulse current 20 kA(8/20 μs)
- plug in gold plating
- 12.4 mm, hot plugging
- 35 mm rail installation

**Discription**

This SPD limits induced transients of different origin (lightning stroke, switching impulse, etc.). This is achieved by diverting the transient current to ground and limiting the signal line voltage to a safe level for the duration of the surge.

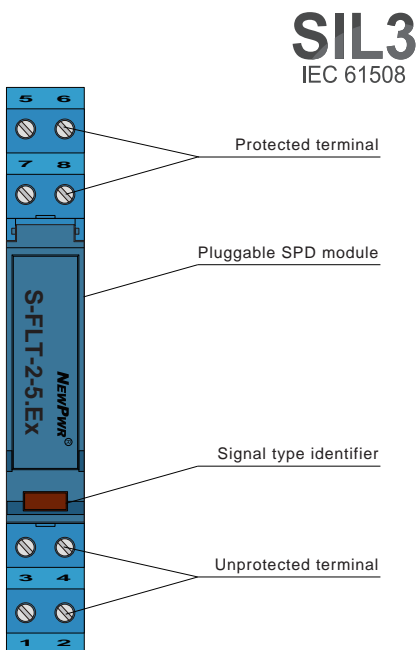
It can be applied to 2 wire RTD, TC, RS-485, MODBUS, PROFIBUS-DP, CAN and other products.

**Parameter**

Nominal voltage $U_n$	5 V
Max. continuous operating voltage $U_c(DC)$	6 V
Max. continuous operating voltage $U_c(AC)$	4 V
Nominal current $I_L$	600 mA
Total lightning impulse current $I_{imp}(10/350 \mu s), D1$	5 kA
Lightning impulse current $I_{imp}(10/350 \mu s), D1$	2.5 kA
Max. discharge current $I_{max}(8/20 \mu s), C2$	20 kA
Nominal discharge current $I_n(8/20 \mu s), C2$	10 kA
Voltage protection level $U_p(8/20 \mu s), C2$	L-L $\leq$ 45 V/ L-PE $\leq$ 550 V
Voltage protection level $U_p(1 kV/\mu s), C3$	L-L $\leq$ 15 V/ L-PE $\leq$ 550 V
Bandwidth fG(100 Ω resistance)	100 MHz
Series impedance	1 Ω
Response time $T_a$	<1 ns
Intrinsically safe circuit certification	Ex ia II C T6 Ga
<b>General parameters</b>	
Operating temperature	-40 °C ~ +80 °C
Installtion	35 mm DIN rail
Grounding mode	Grounding rail
Connecting wire size	0.2 mm <sup>2</sup> ~ 2.5 mm <sup>2</sup>
Material	PC
Flame retardant grade(UL94)	V0
Protection degree	IP20
Standards	IEC 61643-21/ GB/T 18802.21

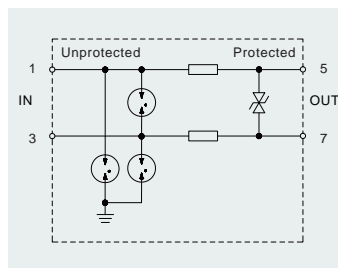


**Graphics**

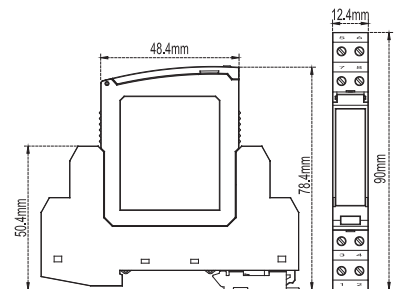


**SIL3**  
IEC 61508

**Schematic**



**Dimensions**



**Application**

