Features

- 2-wire system
- 5V signal system
- Max. impulse current 20 kA(8/20 μs)
- Plug in gold plating
- 12.4 mm,hot plugging
- 35 mm rail mounted

Discription

This SPD limits induced transients of different origin (lightning stroke, switching impulse, etc.). This is achieved by diverting the transient current to ground and limiting the signal line voltage to a safe level for the duration of the surge.

It can be applied to 2 wire RTD, TC, RS-485 , MODBUS ,PROFIBUSDP ,CAN ect.

Parameter

Nominal voltage Un	5 V
Max. continuous operating voltage Uc(DC)	6 V
Max. continuous operating voltage Uc(AC)	4 V
Nominal current I_L	850 mA
Total lightning impulse current Iimp(10/350 μs),D1	5 kA
Lightning impulse current Iimp(10/350 μs),D1	2.5 kA
Max. discharge current Imax(8/20 μs),C2	20 kA
Nominal discharge current In(8/20 μs),C2	10 kA
Voltage protection level Up(8/20 μs) , C2	L-L≤45 V/ L-PE≤550 V
Voltage protection level Up(1 kV/μs) , C3	L-L≤15 V/ L-PE≤550 V
Bandwidth fG(100 Ω resistance)	100 MHz
Series impedance	1 Ω
Response time Ta	<1 ns
General perameters	
Operating temperature	-40 °C ~ +80 °C
Installtion	35 mm DIN rail
Grounding mode	Grounding rail
Connecting wire size	0.2 mm^2 ~ 2.5 mm^2
Material	PC
Flame retardant grade(UL94)	V0
Protection degree	IP20
Standards	IEC 61643-21/ GB/T 18802.21

Graphics

SIL3
IEC 61508

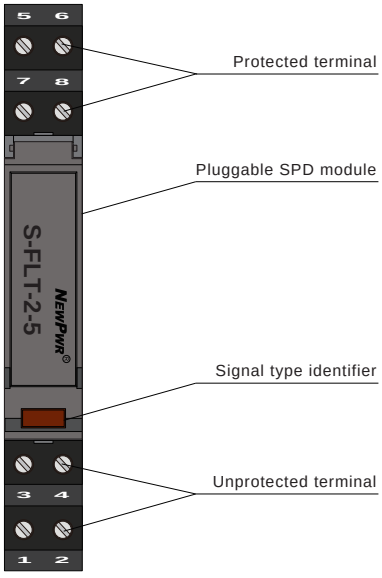

Schematic

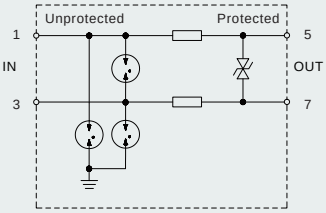

Dimensions

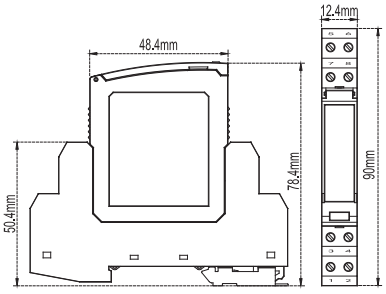

Application

